

# 19" RACK MOUNTING POWER SUPPLY CENTER

ITEM NO.: PR801, PR801-12D, PR801-12R, PR816, PR816-12D, PR816-12R

PR801, PR816, PR801-12D, PR816-12D, PR801-12R, PR816-12R are AC24V, DC12V (Non-Regulated, Regulated) 8AMP power supply in 19" standard 1U rack mounting cabinet. It is perfect to install in the control room. Application for larger industry CCTV installation where need numbers of camera, housing, pan tilt turning device or other surveillance equipments power sources from control room.

## Features:

### PR801 1 Port 8AMP AC24V Power Supply in 1U Rack Mounting Panel

- One port power supply. AC120/230V to AC24V / 8A (Max) output.
- Built in "no fuse breaker" to avoid current overload.

### PR801-12D 1 Port 8AMP DC12V Non-Regulated Power Supply in 1U Rack Mounting Panel

- One port power supply. AC120V/230V to DC12V(NON-Regulated) / 8A (Max) output.
- Built in "no fuse breaker" to avoid current overload.
- **NON-LOAD output 17V.**

### PR801-12R 1 Port 8AMP DC12V Regulated Power Supply in 1U Rack Mounting Panel

- Identical to above PR801-12D, but Regulated.

### PR816 16 Port 8Amp AC24V Power Supply in 1U Rack Mounting Panel

- Sixteen port power supply, AC120V/230V to AC24V /8A (Max) output.
- Each port output current 1.1A (Max).
- Built in "no fuse breaker" to avoid current overload.
- Built in PTC (positive temperature coefficient) for short protection and auto rework on each port.

### PR816-12D 16 Port 8Amp DC12V Non-Regulated Power Supply in 1U Rack Mounting Panel

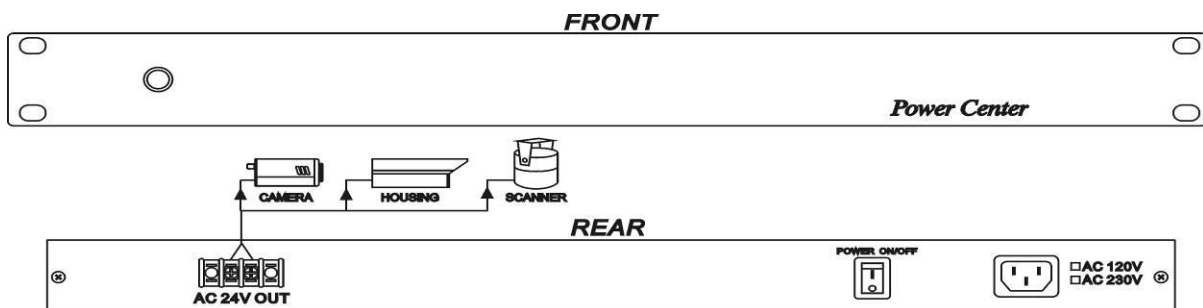
- Sixteen port power supply, AC120V/230V to DC12V(NON-Regulated) /8A (Max) output.
- Each port output current 1.1A (Max).
- Built in "no fuse breaker" to avoid current overload.
- Built in PTC (positive temperature coefficient) for short protection and auto rework on each port.
- **NON-LOAD output 17V.**

### PR816-12R 16 Port 8Amp DC12V Regulated Power Supply in 1U Rack Mounting Panel

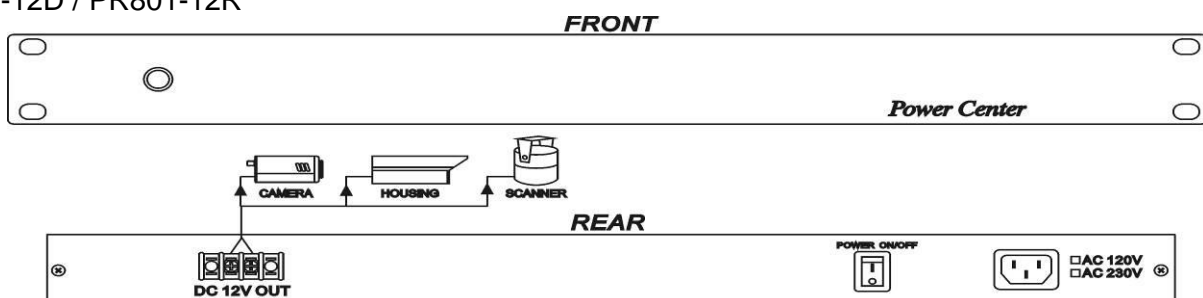
- Identical to above PR816-12D, but Regulated.

## Installation View:

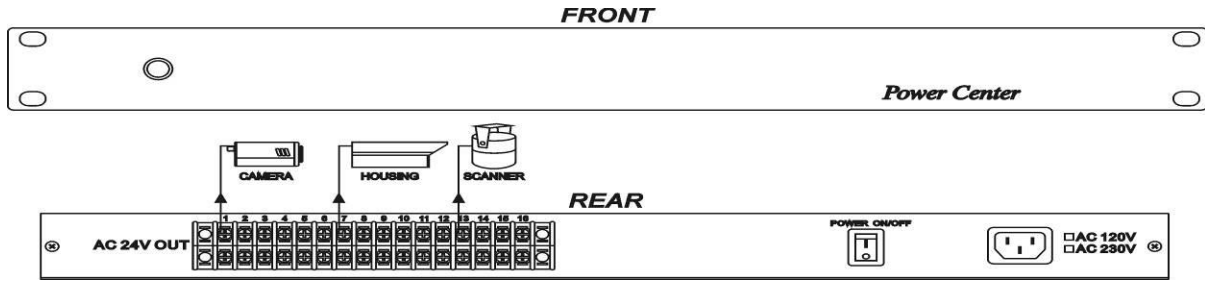
PR801



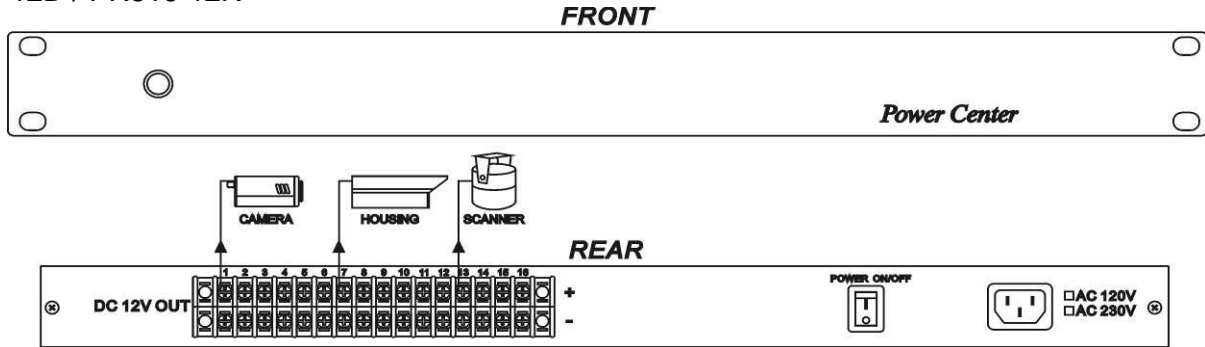
PR801-12D / PR801-12R



PR816



PR816-12D / PR816-12R



**Caution for Operation:**

1. PR801 built-in short protection circuit, the device will open while it is in short condition. Please check the system to find out what caused short. After the problem has been solved, reset the power switch and then the system will operate properly.
2. PR816 has built-in resetable fuse on each port. The device will open while it is in short condition. Please check the system to find out what caused short and solve it. The device will auto reset after the system is recovered.

**Caution:** connect only one device to one port, never connect one device to two different ports, or it will lose protection. (See below drawing)



**Specification:**

| ITEM NO.                | PR801       | PR801-12D                | PR801-12R            | PR816              | PR816-12D                | PR816-12R            |
|-------------------------|-------------|--------------------------|----------------------|--------------------|--------------------------|----------------------|
| Port                    | 1           | 1                        | 1                    | 16                 | 16                       | 16                   |
| Output Voltage          | AC 24V      | DC12V<br>(NON-Regulated) | DC12V<br>(Regulated) | AC 24V             | DC12V<br>(NON-Regulated) | DC12V<br>(Regulated) |
| Output Current          | 8A          | 8A                       | 8A                   | 1.1A Max./<br>Port | 1.1A Max./<br>Port       | 1.1A Max./<br>Port   |
| Output Trip Current     | X           | X                        | X                    | 1A / Port          | 1A / Port                | 1A / Port            |
| Short Cut Time          | 1 Sec       | 1 Sec                    | 1 Sec                | 0.2 Sec/ Port      | 0.2 Sec/ Port            | 0.2 Sec/ Port        |
| Cut Current / Time      | X           | X                        | X                    | 2.5A/ 4Sec         | 2.5A/ 4Sec               | 2.5A/ 4Sec           |
| Reset able Output       | MENU        | MENU                     | MENU                 | AUTO               | AUTO                     | AUTO                 |
| Reset able Output Time  | X           | X                        | X                    | 1 Sec (Min)        | 1 Sec (Min)              | 1 Sec (Min)          |
| Total Output Current    | 8A (Max)    |                          |                      |                    |                          |                      |
| DIMENSIONS W x H x D mm | 437x170x44  |                          |                      |                    |                          |                      |
| WEIGHT kg.              | 4           |                          |                      |                    |                          |                      |
| STORAGE TEMPERATURE     | -30°C ~70°C |                          |                      |                    |                          |                      |
| OPERATION TEMPERATURE   | -10°C ~45°C |                          |                      |                    |                          |                      |



Rev. B